

Grade - 2

English Summer Pack

Worksheets: 11 pages

Answer Key: 5 pages

Sight Words: 2 pages

# English Worksheet 1

Name: \_\_\_\_\_ Date: \_\_\_\_\_

## Singular or Plural Noun

- A singular noun names one person, place or thing
- Plural noun names more than one person, place or thing.
- Add -s to make the plural of most nouns.
- Add -es to form the plural of singular nouns that end in s, ch, sh, or x.

### Circle the correct plural noun in each sentence. Write the plural noun on the line.

1. You need to paint all the \_\_\_\_\_. (windows , windowes)
2. How many \_\_\_\_\_ are on the plate. (apples , applees)
3. These \_\_\_\_\_ belong under the tree. (benches , benchs)
4. One of the sheep has several \_\_\_\_\_. (baby , babies)

## Common Noun and Proper Noun

Common noun is a name of any person, place, or thing.

examples of common noun: girl, bag, shoes, house

Proper noun is a name of a specific person, place, or thing. Proper noun begins with the capital letter.

Examples of proper noun: New York, Sam, Riyadh

### Write a proper noun for each common noun.

<u>Common Noun</u>	<u>Proper Noun</u>
<u>car</u>	
<u>book</u>	
<u>mall</u>	
<u>boy</u>	
<u>school</u>	

## English Worksheet 2

Name: \_\_\_\_\_ Date: \_\_\_\_\_

### Past Tense and Present Tense Verb

- The tense of a verb tells when the action takes place.
- Present-tense verbs tell about actions that happen now.
- A present-tense verb must agree with the subject of the sentence.
- Add -s to most verbs if the subject is singular, except when the subject is I or you.
- Add -es to verbs that end with s, ch, sh, or x.

Past-tense verbs tell about actions that already happened.

- Regular past-tense verbs end in -ed.

Some verbs do not add -ed to form the past tense.

- These verbs are called irregular verbs.

**Circle the verb that agrees with the subject. Write another sentence using the same verb.**

1. Maria (walk , walks) her dog every day.

\_\_\_\_\_.

2. The good student (try , tries) hard in class.

\_\_\_\_\_.

3. The elephants (drink , drinks) a lot of water

\_\_\_\_\_.

4. Sam and John (bake , bakes) a cake for my birthday.

\_\_\_\_\_.

## English Worksheet 3

Name: \_\_\_\_\_ Date: \_\_\_\_\_

### Change the verb in to past tense.

1. Our class \_\_\_\_\_ as a team last Saturday. (work)
2. My friend \_\_\_\_\_ to the movies on Friday. (go)
3. He \_\_\_\_\_ to all the practices. (come)
4. I \_\_\_\_\_ you at the park last night. (see)
5. The children \_\_\_\_\_ a song together. (sing)
6. My dad \_\_\_\_\_ the lawn yesterday. (water)

### Change the verb in past tense and write a sentence.

1. talk
- 

### Change the verb in present tense and write a sentence.

2. look
-

## English Worksheet 4

Name: \_\_\_\_\_ Date: \_\_\_\_\_

### Helping verbs

- (Present tense helping verbs: is, am, are have, has)
- (Past tense helping verbs: was, were, had)

### Choose the correct helping verb. Write the correct sentence.

1. I (am, are) learning how water breaks rocks.

\_\_\_\_\_.

2. I (was, were) playing with my sister yesterday.

\_\_\_\_\_.

3. Sara (has , have) helped her friend.

\_\_\_\_\_.

4. They (is , are) going to the zoo.

\_\_\_\_\_.

5. Sara and Tia (has , had) enjoyed the movie last week.

\_\_\_\_\_.

### Pronoun Verb Agreement

A present-tense action verb must agree with the subject pronoun of the sentence.

### Circle the correct verb that agrees with the subject. Write the word on the line to complete the sentence.

1. He \_\_\_\_\_ down to the beach. (walk , walks)

2. It \_\_\_\_\_ over when the water hit. (fall , falls)

3. I \_\_\_\_\_ the sand from my feet in the water. (wash , washes)

4. You \_\_\_\_\_ the hungry bird with my mom. (feed , feeds)

5. We \_\_\_\_\_ beautiful flowers that are very colorful. (pick , picks)

## English Worksheet 5

Name: \_\_\_\_\_ Date: \_\_\_\_\_

- A possessive noun shows who or what owns something.
- Add an apostrophe ( ' ) and -s to a singular noun to make it possessive.
- Add just an apostrophe to most plural nouns to make them possessive.  
We could see the turtles' shells.
- Add an apostrophe and an -s to form the possessive of plural nouns that do not end in -s.

The mice's home is in the barn.

### Possessive Nouns

**Read the sentences. Tell whether the underlined possessive noun in each sentence is singular or plural.**

1. Book's pages are wrinkled. \_\_\_\_\_
2. The girl's ball went over the fence. \_\_\_\_\_
3. The horses' riders dressed in red. \_\_\_\_\_
4. The artists' paintings quickly sold out. \_\_\_\_\_
5. Can you see lion's paws. \_\_\_\_\_
6. The children's favorite animal was the fox. \_\_\_\_\_

- A possessive pronoun takes the place of a possessive noun. It shows who or what owns something.
- Some possessive pronouns are used before nouns. These include my, your, his, her, its, our, and their.

### Possessive Pronouns

**Circle the correct possessive noun.**

1. The dog wagged \_\_\_\_\_ (its , it's) tail to show that he was happy.
2. Your bike is faster than \_\_\_\_\_ (my , mine) bike.
3. I saw her dog at \_\_\_\_\_ (your , yours) house.

4. She works in \_\_\_\_\_ (our, us) town's fire station.

5. \_\_\_\_\_ (Her, She) umbrella blocks out the sun.

## English Worksheet 6

Name: \_\_\_\_\_ Date: \_\_\_\_\_

An adverb is a word that tells more about a verb. • Adverbs can tell where, when, or how an action takes place.

### Adverbs

#### Underline the adverb in each sentence.

1. The waiter patiently took our order.
2. Soon we will go on vacation.
3. Maria practices her piano regularly.
4. When it is cold, we play videogames inside.
5. My mom preheats the oven before baking chicken.
6. John plays with his cat happily.

Preposition is a word that shows the relationship between noun or pronoun and some other word in the rest of the sentence. Preposition comes before a noun or a pronoun. Here are some prepositions: in, on, with, to, of, over, under, at, by, for, between, near, beneath, around, up

A prepositional phrase is a group of words that begins with a preposition and ends with a noun or pronoun.

A prepositional phrase can also tell how about the verb.

She saved money by sticking to her budget.

### Prepositional Phrases

#### Circle the preposition in each sentence. Write the prepositional phrase on the line.

1. We walked up the stairs. \_\_\_\_\_
2. I looked under my bed. \_\_\_\_\_
3. The car travelled at a high speed. \_\_\_\_\_

4. My mom took a walk around the block. \_\_\_\_\_
5. Don't leave without your coat. \_\_\_\_\_
6. My friend jumped over the bushes. \_\_\_\_\_

## English Worksheet 7


Name: \_\_\_\_\_ Date: \_\_\_\_\_

### Adjectives

- An adjective is a word that describes a noun.
- Some adjectives tell what kind or how many.

#### Circle the adjective and underline the noun.

1. The colorful kite flies in the sky.



2. The horse was big, brown and beautiful.

3. Sara bought three blue balloons.


4. We need several watering cans.

#### Use adjective in a sentence to describe the picture.



\_\_\_\_\_


\_\_\_\_\_



\_\_\_\_\_

\_\_\_\_\_





## **English Worksheet 8**

Name: \_\_\_\_\_ Date: \_\_\_\_\_

Color the picture. Write a paragraph. Use adjectives to describe the picture.

---

---

---

---

---

---

---

---

---

---

---

---

---

---

---

---

## English Worksheet 9

Name: \_\_\_\_\_ Date: \_\_\_\_\_

### CVCe Syllables

#### Consonant Vowel Consonant e

- Words with vowel consonant e syllable often have the long vowel

Sort the words with long vowel sound spelled a\_e, e\_e, i\_e, o\_e, u\_e

cone	office	confuse	escape	volume
explore	these	slide	hide	state

a_e	i_e	o_e	e_e	u_e

## Consonant + le (el, al) Syllables

- Every syllable needs a vowel.
- A consonant + le, al, or el is usually part of the last syllable in a word.

**Choose the words from the box and put it in the correct column.**

camel    gentle    vocal    level    giggle  
total    hazel    bottle    petal

<b>Consonant + al</b>	<b>Consonant + le</b>	<b>Consonant + el</b>

## English Worksheet 10

Name: \_\_\_\_\_ Date: \_\_\_\_\_

### Prefixes and Suffixes

- A prefix is added to the beginning of the word.  
 dis- = opposite of                                  pre- = before  
 un- = not    re- = again
- A suffix is added to the end of the word.  
 -ful = full of    -less = without

**A- Read each clue. Write a word with a prefix or a suffix to match each clue.**

- 1. joyful \_\_\_\_\_
- 2. dishonest \_\_\_\_\_
- 3. unable \_\_\_\_\_

4. careless

---

5. helpful

---

6. unhappy

---

7. unreal

---

8. redo

---

9. pretest

---

10. harmless

---

**B- Choose any two words from Question A. Write a sentence from each word.**

**1.**

---

**2.**

---



## Worksheet 1

### Answer Key

**Circle the correct plural noun in each sentence. Write the plural noun on the line.**

1. windows
2. apples
3. benches
4. babies

**Write a proper noun for each common noun.**

Students will write a proper noun for each common noun.

## Worksheet 2

### Answer Key

**Circle the verb that agrees with the subject. Write another sentence using the same verb.**

1. walks
2. tries
3. drink
4. bake

**(Students will write a new sentence using the same verb.)**

## Worksheet 3

### Answer Key

#### Change the verb in to past tense.

- |           |            |
|-----------|------------|
| 1. worked | 4. saw     |
| 2. went   | 5. sang    |
| 3. came   | 6. watered |

#### Change the verb in past tense and write a sentence.

talks (Write a sentence)

#### Change the verb in present tense and write a sentence.

looked (Write a sentence)

## Worksheet 4

### Answer Key

#### Choose the correct helping verb. Write the correct sentence.

1. am
2. was
3. has
4. are
5. had

#### Circle the correct verb that agrees with the subject. Write the word on the line to complete the sentence.

1. walks
2. falls
3. wash
4. feed
5. pick

## Worksheet 5

### Answer Key

**Read the sentences. Tell whether the underlined possessive noun in each sentence is singular or plural.**

1. Singular
2. Singular
3. Plural
4. Plural
5. Singular
6. Plural

**Circle the correct possessive noun.**

1. its
2. my
3. your
4. our
5. Her



## Worksheet 6

### Answer Key

Underline the adverb in each sentence.

1. patiently      2. Soon
3. regularly     4. inside
5. before        6. happily

Circle the prepositions in each sentence. Write the prepositional phrase on the line.

1. We walked (up) the stairs.                      up the stairs
2. I looked (under) my bed.                        under my bed
3. The car travelled (at) a high speed.           at a high speed
4. My mom took a walk (around) the block.     around the block
5. Don't leave (without) your coat.               without your coat
6. My friend jumped (over) the bushes.         over the bushes

## Worksheet 7

### Answer Key

Circle the adjective and underline the noun.

1. The (colorful) kite flies in the sky.
2. The horse was big, brown and beautiful.
3. Sara bought three blue balloons.
4. We need several watering cans.

## Worksheet 9

### Answer Key

Sort the words with long vowel sound spelled a e, e e, i e, o e, u e

a_e	i_e	o_e	e_e	u_e
escape state	slide hide office	cone explore	these	confuse volume

Choose the words from the box and put it in the correct column.

Consonant + al	Consonant + le	Consonant + el
vocal total petal	gentle giggle bottle	camel level hazel

## Worksheet 10

A- Read each clue. Write a word with a prefix or a suffix to match each clue.

1. full of joy
2. opposite of honest
3. not able
4. without care
5. full of help
6. not happy
7. not real
8. do again
9. before test
10. without harm

B. Student's work.

## Sight Words page 1

about	long	smart	far
better	much	start	full
bring	myself	ten	got
carry	never	today	grow
clean	only	together	hold
cut	own	try	hot
done	pick	warm	hurt
keep	seven	draw	if
kind	shall	drink	
laugh	show	eight	
light	six	fall	

## Sight Words page 2

afraid	especially	loveable	they're
almost	everybody	money	think
also	everything	morning	thought
always	except	myself	threw
animals	exciting	never	through
another	even	night	told
anyone	finally	once	too
asked	friendly	outside	trouble