
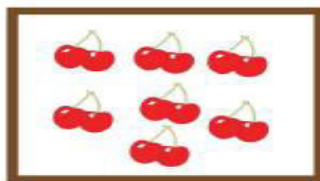


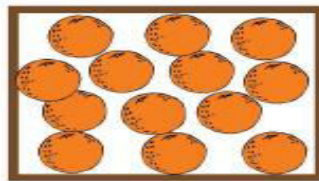
Fill in the missing numbers.





Help the grocer count each kind of fruit. Write the number on the line.




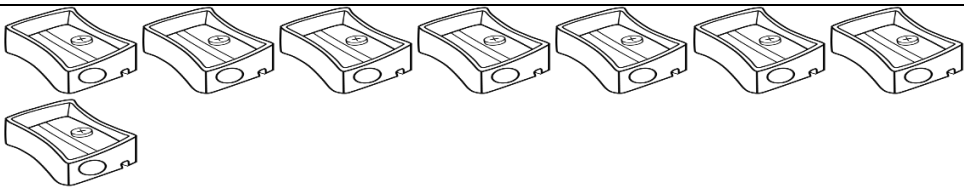
















Count the objects and write how many.

Count and match.

14




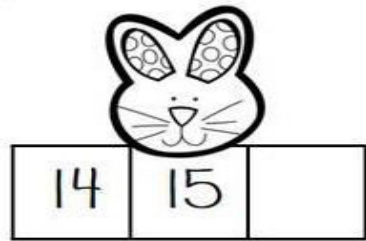

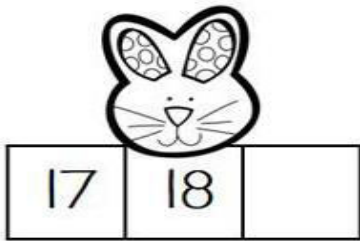

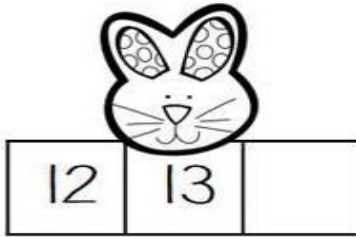

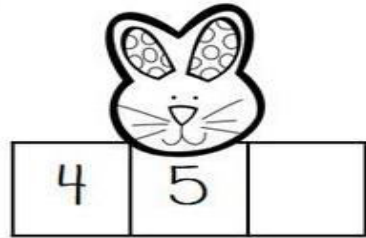

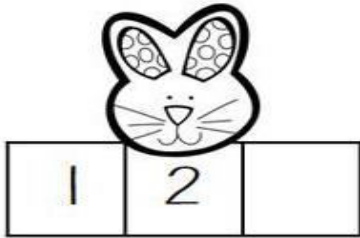
19

12

16

11

Fill in the missing numbers.




Connect the dots and color the picture.

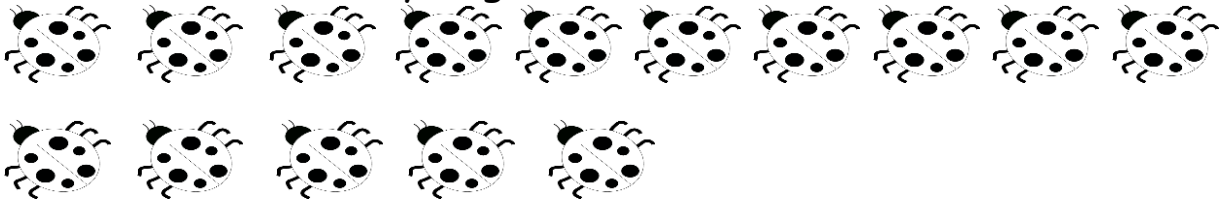


Following directions.

Color 12 pineapples.




Cross-out (X) 14 lady bugs.



Box 15 carrots.




Trace and continue drawing the shapes. Color the shapes.




Color by number.


-  one
-  two
-  three
-  four
-  five
-  six
-  seven
-  eight
-  nine
-  ten



Comparison.




Which ball is bigger? Circle it.



Which shovel is longer?



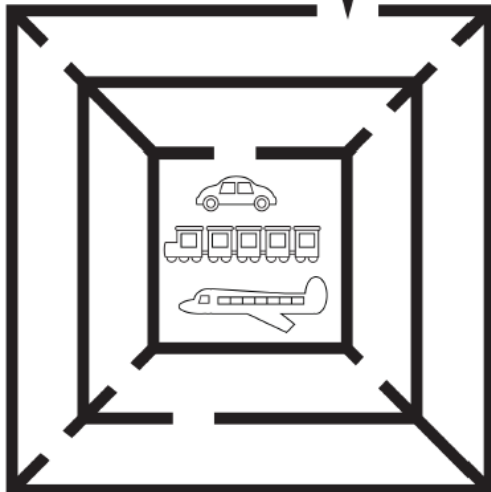
Which starfish is shorter? Circle it.



Which castle is smaller?

Maze.

Help the boy find his toys.



Help the bee find the flower.



Practice counting numbers 1-20, by filling in the missing numbers.


1			4		6		8	9	
11		13		15		17			20

	2	3		5					10
	12				16			19	







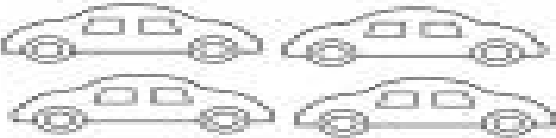

Connect the dots 1-20, to complete the picture.



In each box, color the watermelon that has more seeds.



In each row, circle the group that has less.

Count and match.



4




5




6



7




8













9

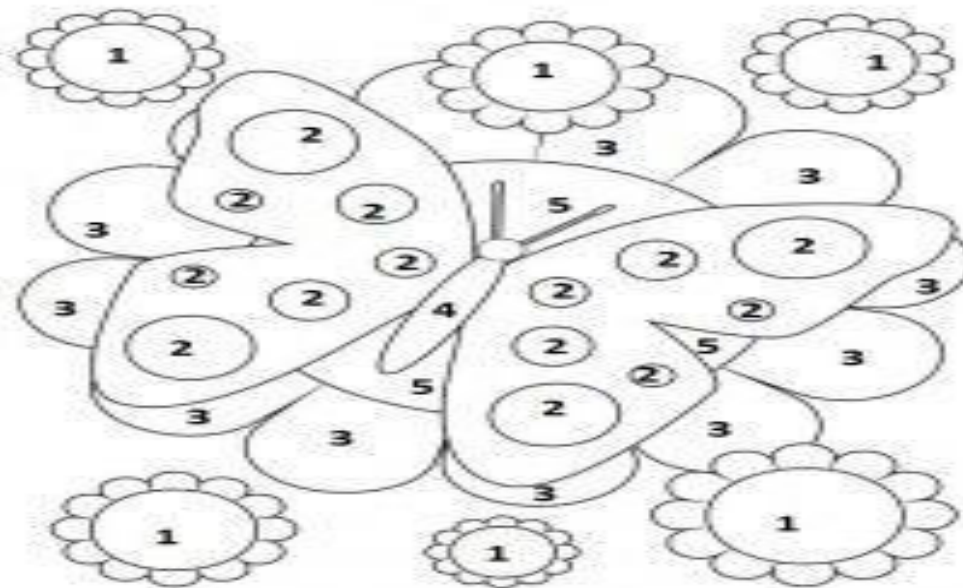
Write the missing number and color the pictures.



Circle the matching number for each set.

 3 , 5	 2 , 4
 2 , 6	 3 , 5
 4 , 5	 4 , 8
 6 , 7	 6 , 7
 8 , 9	 9 , 6

Color by numbers.



1-yellow 2-red 3-green 4-gray 5-blue

Count and match.



1



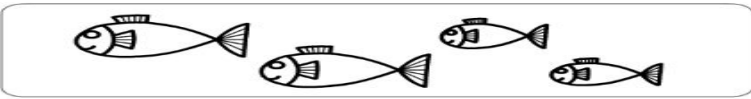
5



3

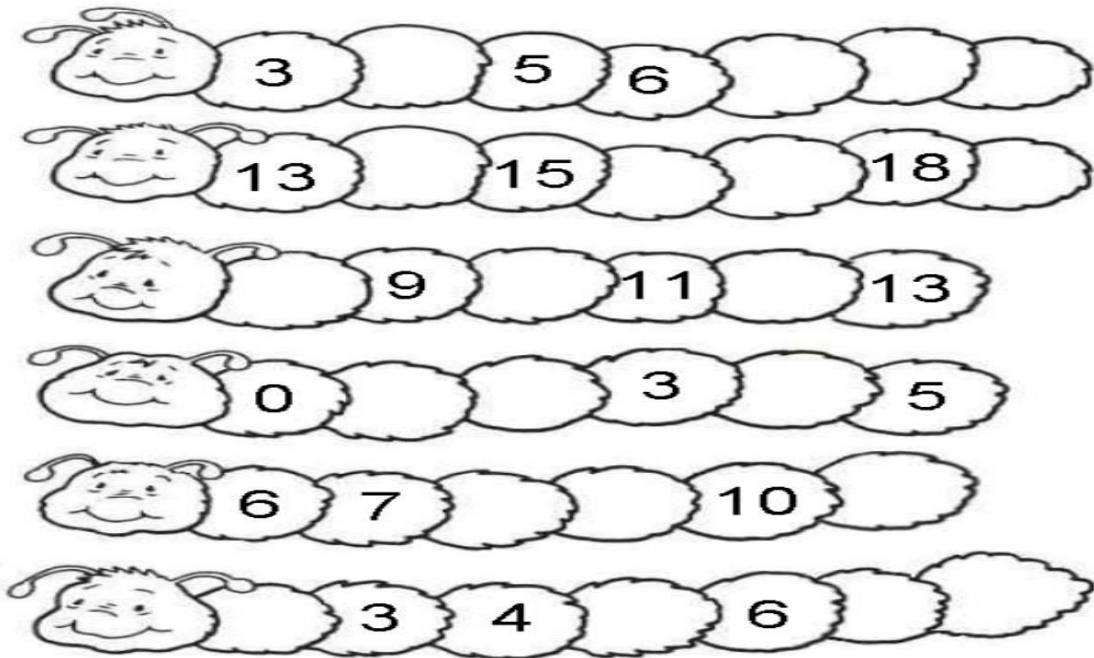


4



2

Fill in the missing number.



Row 1: 3, blank, 5, 6, blank, blank, blank

Row 2: 13, blank, 15, blank, blank, 18


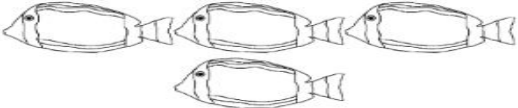



Row 3: blank, 9, blank, 11, blank, 13

Row 4: 0, blank, blank, 3, blank, 5

Row 5: 6, 7, blank, blank, 10, blank

Row 6: blank, 3, 4, blank, 6, blank, blank

Circle the number that is one more than the number of objects in each row.

1)		2	3	4
2)		3	5	6
3)		5	6	7
4)		2	3	1
5)		4	6	8

Write the missing numbers in each box.

1		3		5
6		8		10
	12		14	
16		18		20

	2		4	
6			9	
11		13	14	
	17		19	