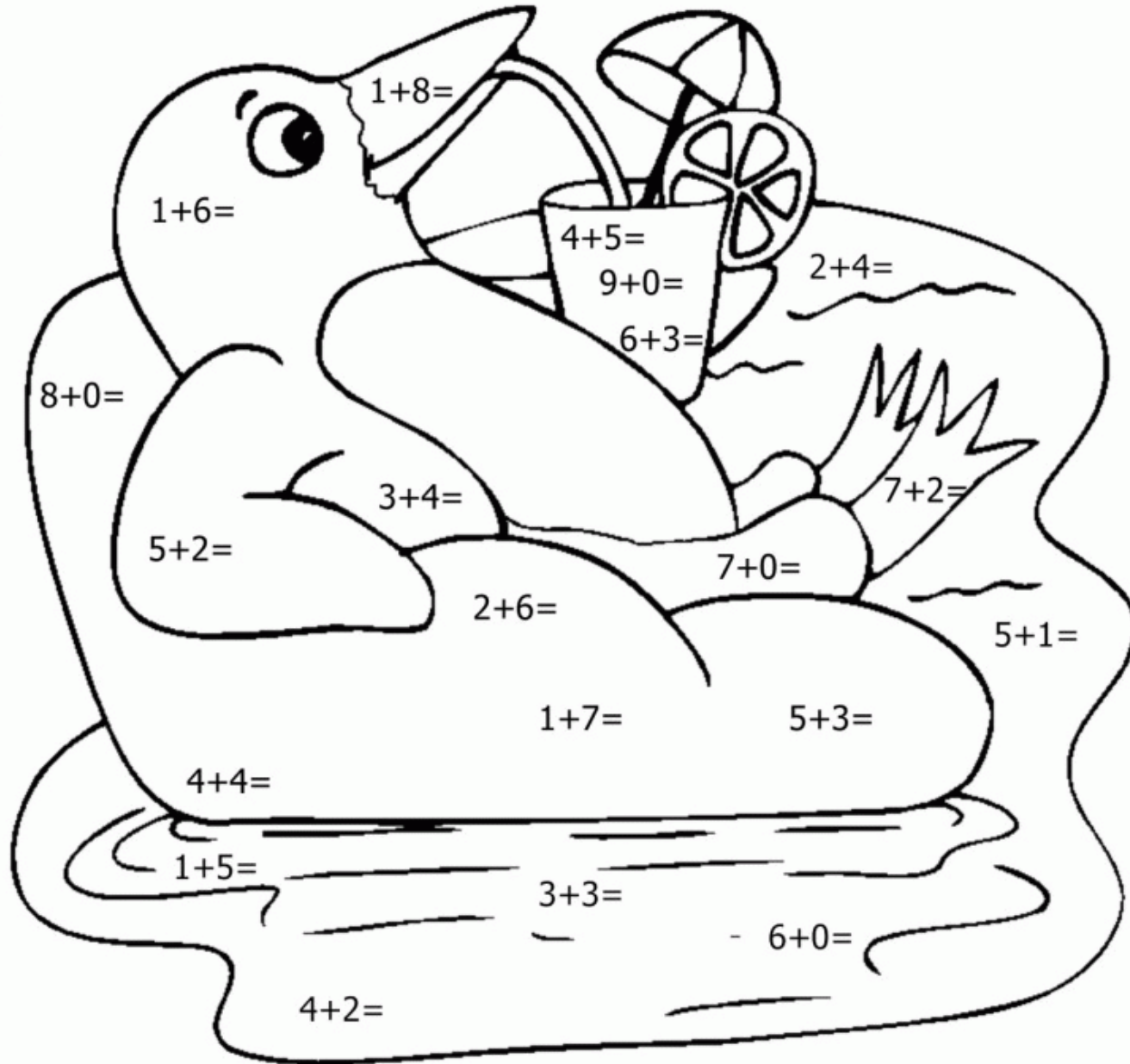





- 6- Blue
- 7- Black
- 8- Purple
- 9- Yellow





Subtract the given numbers and color the picture.





Directions: Write the related addition or subtraction problem.

Addition Fact	Related Subtraction Fact
$7 + 4 = 11$	$11 - 7 = 4$
$6 + 3 = 9$	
	$5 - 2 = 3$
$4 + 4 = 8$	
	$12 - 8 = 4$
$8 + 10 = 18$	
	$6 - 3 = 3$
$5 + 9 = 14$	
	$13 - 7 = 6$



Complete the four facts that make up each of the fact families below.

9 7 2

<input type="text"/>	+	<input type="text"/>	=	<input type="text"/>
<input type="text"/>	+	<input type="text"/>	=	<input type="text"/>
<input type="text"/>	-	<input type="text"/>	=	<input type="text"/>
<input type="text"/>	-	<input type="text"/>	=	<input type="text"/>

7 3 4

<input type="text"/>	+	<input type="text"/>	=	<input type="text"/>
<input type="text"/>	+	<input type="text"/>	=	<input type="text"/>
<input type="text"/>	-	<input type="text"/>	=	<input type="text"/>
<input type="text"/>	-	<input type="text"/>	=	<input type="text"/>

8 3 5

<input type="text"/>	+	<input type="text"/>	=	<input type="text"/>
<input type="text"/>	+	<input type="text"/>	=	<input type="text"/>
<input type="text"/>	-	<input type="text"/>	=	<input type="text"/>
<input type="text"/>	-	<input type="text"/>	=	<input type="text"/>

10 8 2

<input type="text"/>	+	<input type="text"/>	=	<input type="text"/>
<input type="text"/>	+	<input type="text"/>	=	<input type="text"/>
<input type="text"/>	-	<input type="text"/>	=	<input type="text"/>
<input type="text"/>	-	<input type="text"/>	=	<input type="text"/>

12 9 3

<input type="text"/>	+	<input type="text"/>	=	<input type="text"/>
<input type="text"/>	+	<input type="text"/>	=	<input type="text"/>
<input type="text"/>	-	<input type="text"/>	=	<input type="text"/>
<input type="text"/>	-	<input type="text"/>	=	<input type="text"/>

11 6 5

<input type="text"/>	+	<input type="text"/>	=	<input type="text"/>
<input type="text"/>	+	<input type="text"/>	=	<input type="text"/>
<input type="text"/>	-	<input type="text"/>	=	<input type="text"/>
<input type="text"/>	-	<input type="text"/>	=	<input type="text"/>



Name .....





# TENS and ONES


## CUT AND PASTE





Count the tens and ones blocks at the bottom of the page. Then cut and paste them under the correct number.









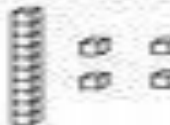



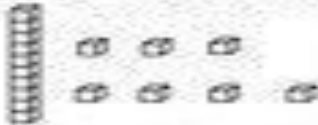






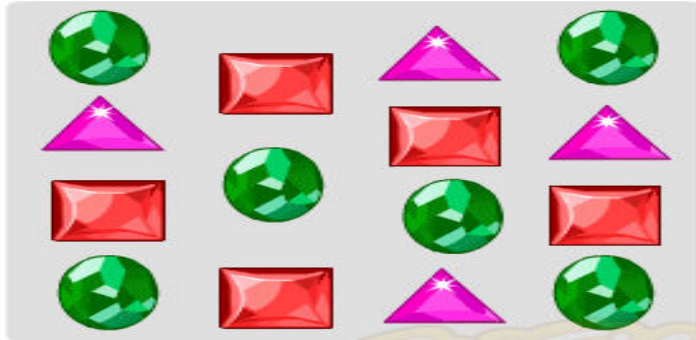














Color according to the tally marks.



Gems collection	
	
	
	




TURTLE DIARY





								
								
								
	0	1	2	3	4	5	6	7



Make a pictograph from the tally chart.



Playing collection	
	
	
	

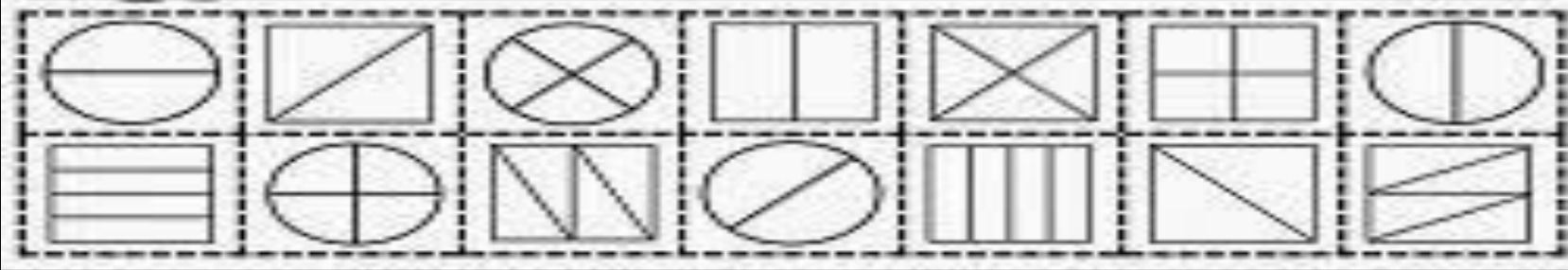


Name \_\_\_\_\_

# Fraction Sort

**HALVES**

**FOURTHS**







Name \_\_\_\_\_

# Telling Time





3:00

8:00

4:00

10:00



6:00

11:00

2:00

7:00



Match  
the  
clock  
to the  
correct  
time.







Name \_\_\_\_\_

# 2D and 3D Shapes

Directions: Color the shapes according to the color code.



**2D Shapes**  **green**

**3D Shapes**  **blue**

